




AMSC Supervisor Development Course

Army Management Staff College, Fort Belvoir, VA





During this course, you will be able to independently explore the concepts of effective supervision through an interactive, multimedia, scenario-driven presentation. You will be presented with events requiring supervisory decisions and you should explore all decision options in order to get the maximum benefit from this course.

Course Welcome

Welcome to the Civilian Education System (CES) Supervisor Development Course (SDC), presented by the Army Management Staff College (AMSC), Fort Belvoir, Virginia.

Supervisors are responsible for coaching, mentoring, and motivating their employees, while also supporting employee development and holding performance conversations. The purpose of this course and its supporting references is to provide the supervisory knowledge necessary to successfully manage work processes and lead in the Army Environment, in accordance with [NDAA 2010](#).

Course Learning Outcomes

1. Identify management and leadership responsibilities for supervisors in accordance with NDAA 2010
2. Prepare supervisors to effectively manage and lead US Army Civilian Corps members

Click the Next button to continue.

1 of 7



[More Info>>](#)

★ Slide Title	Duration	Status
○ Course Welcome	00:03	
○ Course Curriculum	00:30	
○ The SDC Interface	00:03	
○ Let's Begin...	00:03	
○ Let's Begin...	00:17	
○ Making Superviso...	00:03	

Course Curriculum

This course consists of a course introduction, five content modules containing several lessons each, and a course summary.



Module 1



Module 2



Module 3



Module 4



Module 5

Click on each of the five module graphics to see the lesson breakout.

Grading

Module content includes a variety of media and occasional checks-on-learning which are not graded. After completing all five modules you will have an opportunity to review the course content before taking the course assessment. You must pass the course assessment with a score of 80% or better in order to successfully complete this course.

the Next button to continue, or the Previous button to review.

2 of 7

The SDC Interface

This Web-Based Training (WBT) course is presented in an interactive, multimedia format. Take a moment to look at the course interface. There are four main areas of the interface: the [title block](#), the [screen content area](#), the [tool buttons](#), and the [navigation buttons](#). The tool buttons consist of the [TOC](#) button mentioned previously, a [Reference](#) button where you can find additional reading material or material mentioned during the course as well as the narration scripts, a [Help button](#), and a [Print Screen](#) button. You can explore the tool buttons now if you like, or check them out later. If at any time during the course you need help with course navigation or the interface, just click the Help button.



The screenshot shows a web-based training interface. At the top, it says 'Module 1: Course Introduction' and 'Lesson 1: Overview'. The main content area is titled 'Course Welcome' and includes a photograph of a classroom. Below the photo, there is text about the course's purpose and learning outcomes. At the bottom of the content area, it says 'Click the Next button to continue.' and '1 of 6'. At the very bottom of the interface, there is a navigation bar with buttons for 'TOC', 'Home', 'Previous', 'Next', and 'Help'.

Module 1: Course Introduction Lesson 1: Overview

Course Welcome

Welcome to the Civilian Education System (CES) Supervisor Development Course (SDC), presented by the Army Management Staff College (AMSC), Fort Belvoir, Virginia.

Supervisors are responsible for coaching, mentoring, and motivating their employees, while also supporting employee development and holding performance conversations. The purpose of this course and its supporting references is to provide the supervisory knowledge necessary to successfully manage work processes and lead in the Army Environment, in accordance with NDAA 2010.

Course Learning Outcomes

1. Identify management and leadership responsibilities for supervisors in accordance with NDAA 2010.
2. Prepare supervisors to effectively manage and lead US Army Civilian Corps members.

During this course, you will be able to independently explore the concepts of effective supervision through an interactive, multimedia, scenario-driven presentation. You will be presented with events requiring supervisory decisions and you should explore all decision options in order to get the maximum benefit from this course.


Click the Next button to continue.

1 of 6

TOC Home Previous Next Help

Click the Next button to continue, or the Previous button to review.

3 of 7



Let's Begin...

In this course, you are a supervisor of federal civilian employees working in an Army organization. You have direct responsibility for eight employees; two of these are team leaders who have four employees each on their respective teams.

Your entire organization is comprised of approximately 250 employees. It mirrors most federal civilian agencies in that 50% of the civilian workforce will be retirement eligible in the next 5 years.

The individuals you supervise have a range of experiences and diverse backgrounds. As their supervisor, you are energized and look forward to developing the knowledge, skills and tools to be an effective leader.

Click the Next button to continue, or the Previous button to review.

4 of 7

Your Team



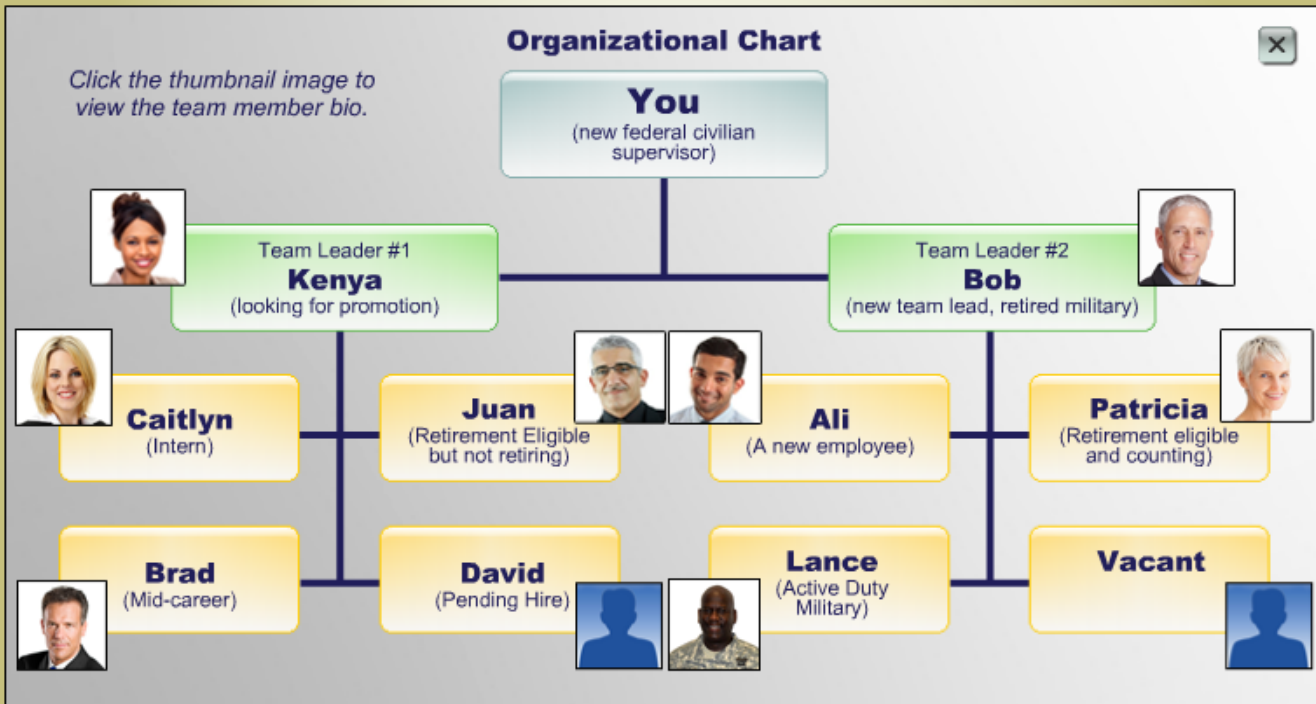
Click the Next button to continue, or the Previous button to review.

5 of 7

Supervisor Scenario

Organizational Chart

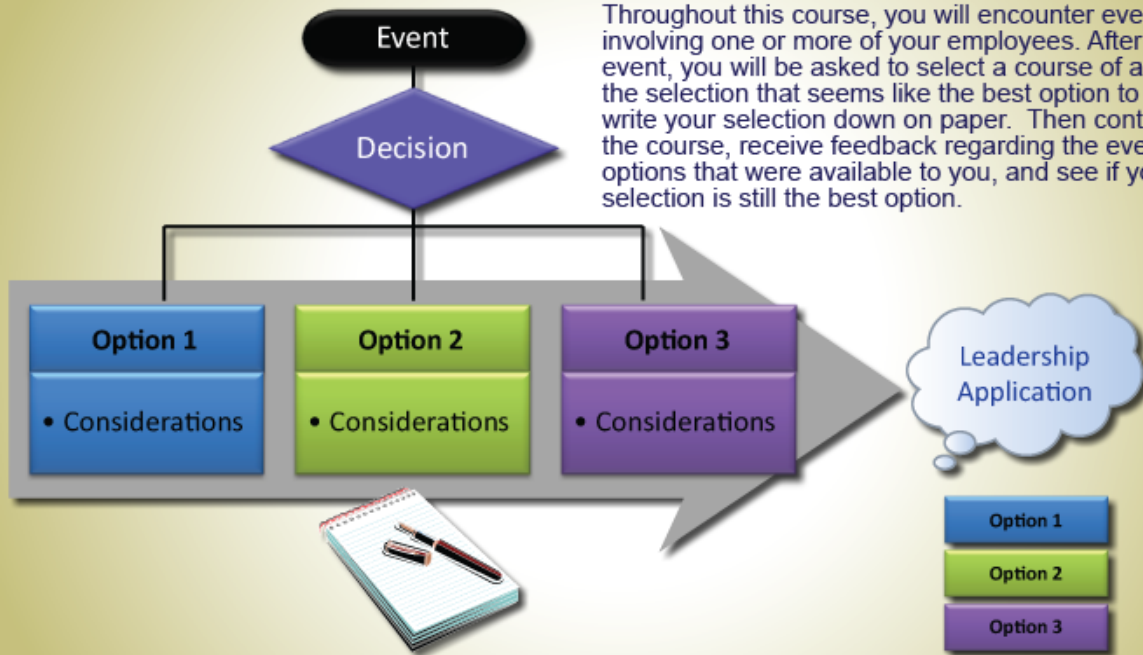
Click the thumbnail image to view the team member bio.



Click the Next button to continue, or the Previous button to review.

Making Supervisory Decisions

Throughout this course, you will encounter events involving one or more of your employees. After each event, you will be asked to select a course of action. Make the selection that seems like the best option to you, and write your selection down on paper. Then continue with the course, receive feedback regarding the event and options that were available to you, and see if your original selection is still the best option.



Click the Next button to continue, or the Previous button to review.

6 of 7

Lesson Complete!

At the end of each lesson you will be brought to a completion page that looks like this one. This page indicates the completion of a lesson and you are ready to begin a new one. To exit this page simply click the red X on this web browser window to return to the ALMS.



Congratulations!



Click the Next button to fill out feedback form.